



R-co 4Change Net Zero Credit Euro P EUR

Bond and other € debt securities Mutual Fund



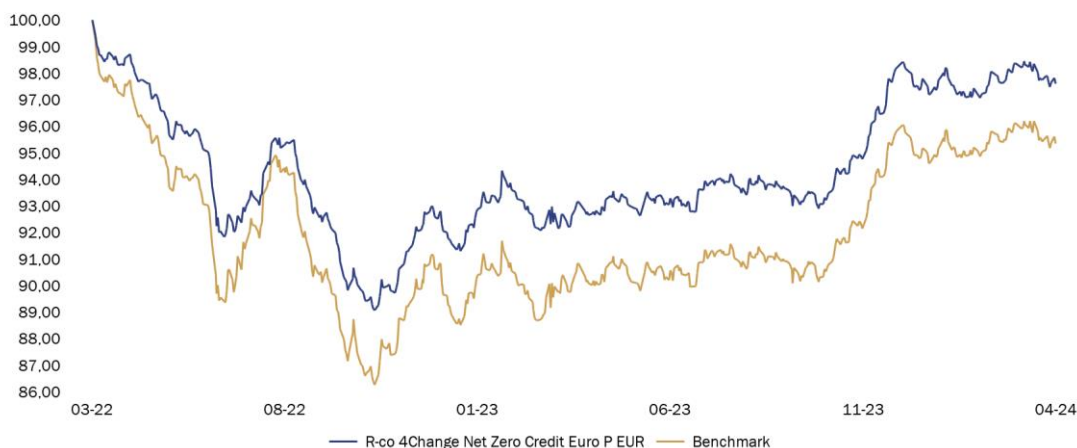
SFDR
Article 9

COUNTRY OF REGISTRATION FR BE CH IT LU NL

INVESTMENT OBJECTIVE

The objective of the fund is to outperform the benchmark (Markit iBoxx™ € Corporates), over the recommended investment period and net of management fees, by implementing a discretionary management style combined with a socially responsible investment approach and a dynamic approach to reducing carbon emissions aimed at achieving the Net Zero target in 2050. The portfolio's carbon intensity must be (i) at least 20% below that of the fund's benchmark index, and (ii) respect a downward trajectory of 5% a year, with a target of 7%, established at the end of each financial year, with 31 December 2019 as the reference date. Since 20/12/2019: the stock selection process incorporates an ESG analysis of companies. The performances prior to this date were therefore achieved under conditions that are no longer relevant.

PERFORMANCE CHART SINCE INCEPTION



AS OF 30/04/2024

ISIN
FR0014004AX8
Net Asset Value
97,61 €
AuM
67,53 M€

CUMULATIVE PERFORMANCE (%)

	1 month	2024	1 year	3 years	5 years	Inception
Fund	-0,77	-0,58	4,69	-	-	-
Benchmark	-0,79	-0,43	5,19	-	-	-
Relative Difference	0,02	-0,15	-0,50	-	-	-

ANNUAL PERFORMANCE (%)

	2023
Fund	7,54
Benchmark	8,19
Relative Difference	-0,65

ANNUALISED PERFORMANCE (%)

	3 years	5 years	Inception
Fund	-	-	-
Benchmark	-	-	-
Relative Difference	-	-	-

Past performance is not a reliable indicator of future performance.

RISK INDICATORS

	1 year	3 years	5 years
Fund volatility (%)	3,40	-	-
Bench. volatility (%)	3,87	-	-
Sharpe Ratio*	0,29	-	-
Tracking error (%)	0,82	-	-
Information Ratio	-0,49	-	-
Beta	0,86	-	-

Calculation: weekly basis. The figures provided relate to past months and years.

*Replacement of EONIA by ESTR as the new reference short-term interest rate in the eurozone from 01/01/2022.

Source: Rothschild & Co Asset Management. This non-contractual document does not constitute an offer to sell or investment advice. Its purpose is to provide you with simplified information on the fund's features. Before any subscription please read the legal notices on page 3. For further information please refer to the regulatory documents (KID or complete prospectus) and/or your usual contact person: Rothschild & Co Asset Management – 29 avenue de Messine – 75008 Paris - France – Tel: (33) 1 40 74 40 74 – AMF approval number GP-17000014



Portfolio

Total number of securities 149

TOP HOLDINGS (%)

Name	%
Bundesrepub. Deutschland 4 3/4 07/04/28	2,8
Volksbank Wien Ag 4 3/4 03/15/27	1,7
Jcdecaux Se 2 5/8 04/24/28	1,4
Acef Holding Sca 0 3/4 06/14/28	1,3
Rte Reseau De Transport 3 3/4 07/04/35	1,2
Mediobanca Di Cred Fin 4 3/4 03/14/28	1,1
Grp Bruxelles Lambert Sa 4 05/15/33	1,1
Vestas Wind Systems Fina 1 1/2 06/15/29	1,1
Carrefour Sa 4 1/8 10/12/28	1,1
Ald Sa 4 07/05/27	1,1

MAIN TRANSACTIONS OVER THE MONTH

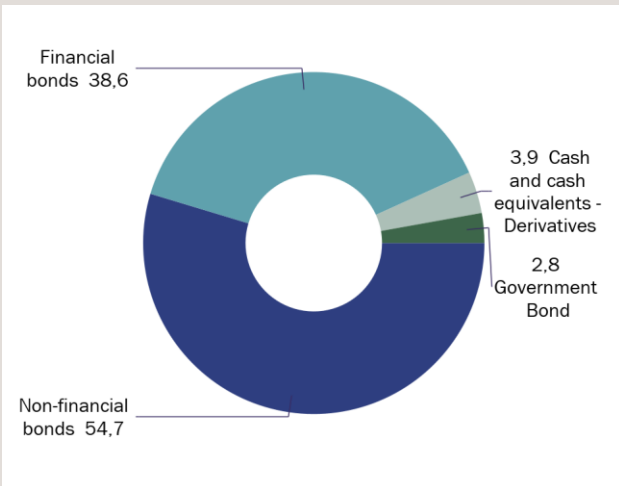
Name	Side
No movements	

MAIN INDICATORS

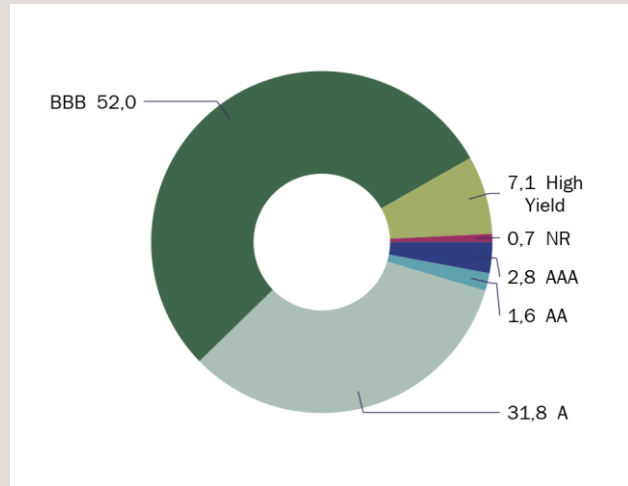
	04/24	03/24
Duration	3,98	4,08
Modified Duration	3,82	3,93
YTM	4,16	4,05
Average coupon	2,62	2,63
Average rating*	BBB+	BBB+
Average maturity	4,19	4,30

*Excluding UCITS and interest rate derivatives

DISTRIBUTION BY TYPE OF BOND (%)

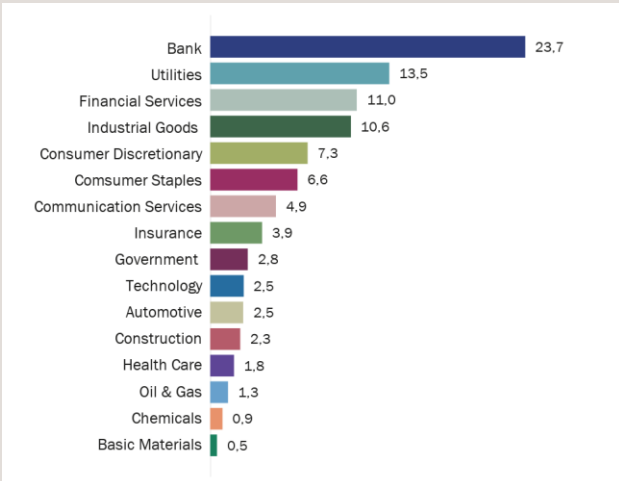


BREAKDOWN BY RATING (%)

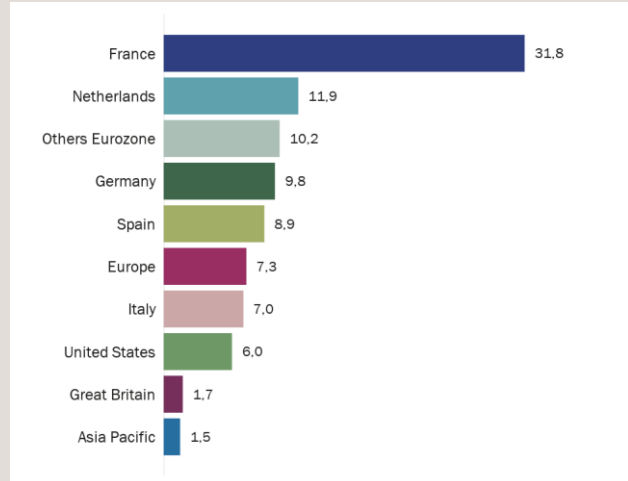


Excluding cash and funds

BREAKDOWN BY SECTOR (%)



BREAKDOWN BY GEOGRAPHICAL ZONE (%)





Performance analysis

April 2024

CONTRIBUTION TO MONTHLY GROSS PERFORMANCE BY DEBT TYPE (%)

Debt type	Average weight	Contribution
Corporate senior	53,0	-0,44
Senior financials - covered	26,7	-0,15
Financial T2	7,7	-0,02
Financial T1	4,4	-0,01
Cash and cash equivalents + Derivatives	3,5	-0,08
Government	2,8	-0,02
Corporate hybrid	1,9	0,00
Total	100,0	-0,72

BREAKDOWN OF SENSITIVITY BY MATURITY

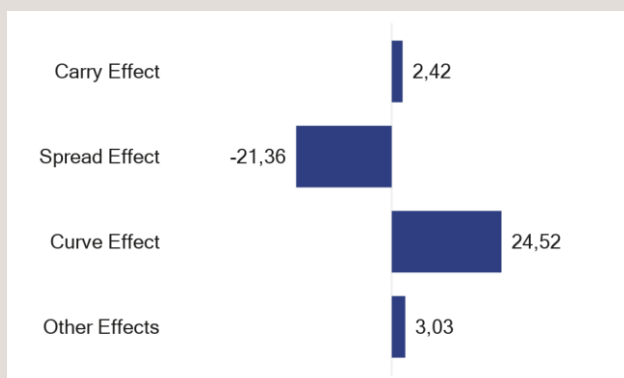
Exposure by maturity	Weight (%)	Contribution to sensitivity
< 1 year	12,1	0,07
1-3 years	26,8	0,59
3-5 years	36,6	1,41
5-7 years	12,8	0,69
7-10 years	9,4	0,86
> 10 years	2,2	0,20
Cash	0,1	0,00
Total	100,0	3,82

Bond futures are included in the maturity breakdown of the sensitivity

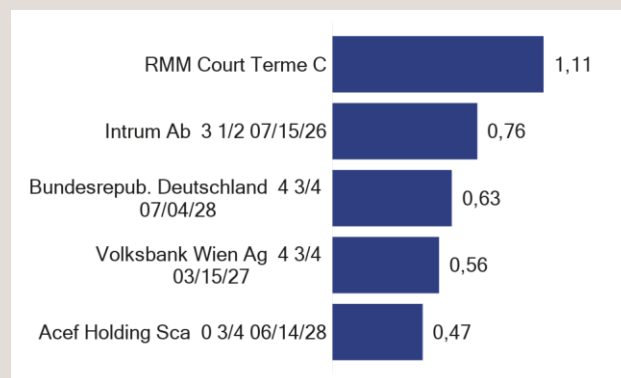
EXPOSURE BY CURRENCY

Currency	Weight	Contribution to sensitivity
EUR	98,7%	3,82
CHF	1,3%	0,00
GBP	0,0%	0,00

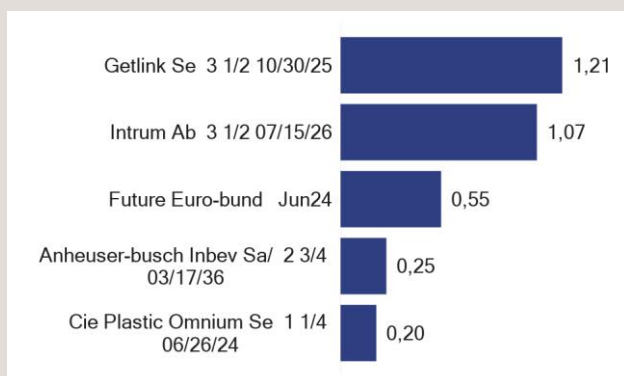
PERFORMANCE ATTRIBUTION BY TYPE OF EFFECT



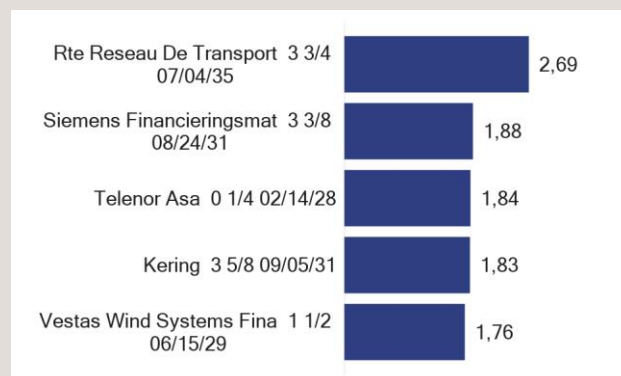
BEST CONTRIBUTIONS - CARRY EFFECT (BP)



BEST CONTRIBUTIONS - CURVE EFFECT (BP)



BEST CONTRIBUTIONS - SPREAD EFFECT (BP)





Characteristics

April 2024

Legal

Legal form	FCP
Domicile	France
AMF Classification	-
Share / Fund Currency	EUR
Share Class Type	Accumulation
Inception date	09/07/2021
Class inception	09/07/2021
Investment horizon	3 years
Benchmark	iBoxx Euro Corporates Total Return

Fund service providers

Management company	Rothschild & Co Asset Management
Custodian	Rothschild Martin Maurel
Administrative Agent	Caceis Fund Administration
Fund manager	Nicolas RACAUD / Emmanuel PETIT / Julien BOY

Glossary

Carbon intensity

The Carbon Intensity of the portfolio is defined as the weighted sum of the carbon intensities of the underlying assets in the portfolio.

Emissions reduction target

If a company has a target for reducing its carbon emissions, this indicator assesses the commitment to that target. Higher scores are given to companies that are actively seeking to reduce their emissions from an already relatively low level. Apart from companies without a target, the lowest scores are for companies with high levels of emissions that are seeking only minor reductions. For small companies, where carbon reduction targets are relatively rare, a moderately high score is given for any type of carbon reduction target.

Score referring to the management of the transition to a low-carbon economy

This score is an indicator of a company's performance in managing the risks and opportunities associated with the transition to a low carbon economy. It combines assessments of the management of the following key issues:

(i) greenhouse gas emissions management, (ii) carbon footprint of products and services, etc. The higher the score, the more effectively the company is managing these issues. (Score: 0-10).

SFDR articles

Article 6: the financial product does not necessarily promote ESG characteristics or have specific sustainable investment objectives.

Article 8: the financial product promotes certain environmental and social characteristics.

Article 9: the financial product has sustainable investment objectives.

Risk level

Lower risk Higher risk

1	2	3	4	5	6	7
---	---	---	---	---	---	---

Potentially lower return

Higher yield potential

The synthetic risk indicator shows the level of risk of this product compared to others. It indicates the probability that this product will suffer losses in the event of market movements or our inability to pay you.

We have classified this product in risk class 2 of 7, which is a low risk class. This means that potential losses from future product performance are low and, should market conditions deteriorate, it is very unlikely that our ability to pay you will be affected.

Other important risk factors not adequately covered by the indicator :

Credit risk: Risk of deterioration in credit quality or risk of default by an issuer that could negatively impact the price of the assets in the portfolio.

Counterparty risk: Risk of default by a counterparty to an OTC transaction (swap, repo). These risks may have a negative impact on the net asset value of the Fund.

Impact of techniques such as derivatives: The use of derivatives can amplify the impact of market movement effects on the portfolio.

Fees

Subscription fee (max) / Redemption fee (max.)	2% / None
Financial management fees	0,525% Maximum total including VAT of net assets
Ex-post ongoing charges	0,549%
Performance fee	None
Administrative fees	-

Category "transition to a low carbon economy"

This indicator classifies companies according to their exposure to the risks and opportunities associated with the transition to a low-carbon economy.

The different categories are :

Asset Stranding: assets that lose value due to unfavourable market developments (legislation, environmental constraints, technological disruptions) that cause significant devaluation (e.g. companies owning coal mines);

Operational transition: a company facing increased operating costs due to carbon taxes or having to make significant investments to implement solutions to reduce their greenhouse gas emissions (e.g. cement producers);

Product offering in transition: a company facing a decline in demand for carbon-intensive products and having to shift its product offering towards products compatible with a low-carbon economy (e.g. the automotive sector);

Neutral: a company with low exposure to increases in operating costs/capital expenditure associated with the transition to a low-carbon economy (e.g. the healthcare sector);

Solutions: a company that provides products or services that are expected to benefit from the transition to a low-carbon economy (e.g. renewable energy power producers).

Green share

Share of sales of underlying assets contributing to transition :

Low: from 1 to 19.9% of sales

Moderate: 20 to 49.9% of sales

High: 50 to 100% of sales



Management report | ESG

ESG SCORE EVOLUTION

The fund has a complete ESG profile with an overall rating of 7,93/10, i.e. an AA rating, and has fallen by 0,02 since the beginning of 2024.

The rating for the investment universe, made up of securities in the iBoxx Euro Corporates Total Return index, is 7,26/10.

LABEL TYPE

Label type

French SRI Label V2



Breakdown by type of asset (%)

Asset class	Net amount (in €)	Weight
Bonds		
Corporate	62 962 733	93,3%
Government Bond	1 905 494	2,8%
Equities		
UCIs	2 632 764	3,9%
Cash		

Non-financial data coverage

Fund

R-co 4Change Net Zero Credit Euro P EUR

ESG rating

ESG coverage as a % of net assets	100,0%
ESG coverage by number of issuers	100,0%
% of non-modelable assets	-0,0%

Reference universe

ESG rating

ESG coverage as a % weight of securities	96,6%
ESG coverage by number of issuers	90,7%

R-co 4Change Net Zero Credit Euro P EUR

Carbon intensity

Carbon coverage as a % of net assets	96,5%
Carbon coverage by number of issuers	97,6%
% of non-modelable assets	2,8%

Carbon intensity

Carbon coverage as a % weight of securities	94,7%
Carbon coverage by number of issuers	87,7%



Management report | ESG

ESG data are dated from the beginning of the quarter

ESG RATING

	Score	Rating
Fund	7,93	AA
Reference universe	7,26	AA
Adjusted scores within their industry		
Coverage rate		100%
Number of holdings		147
Number of ESG rated holdings		147

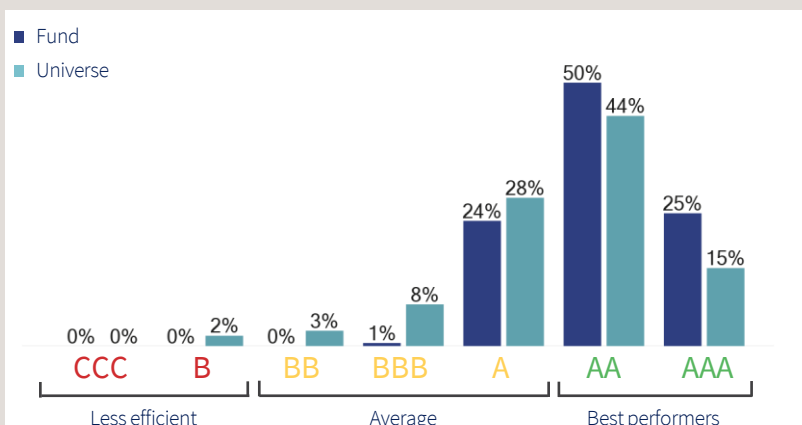
ESG SCORE COMPARISON BY PILLAR

	E	S	G
Fund	7,69	5,66	6,3
Reference universe	7,61	5,16	5,78

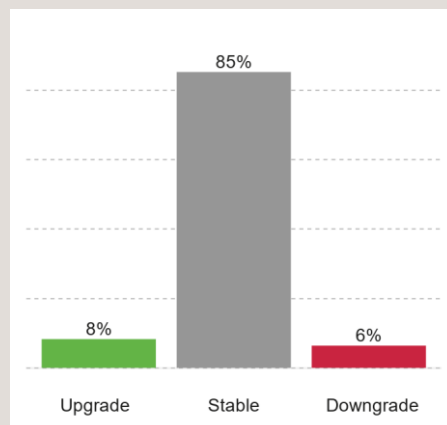
WOMEN REPRESENTATION ON THE BOARD OF DIRECTORS

Fund	41%
Management universe	39%

RATING DISTRIBUTIONS (% EXCLUDING CASH)



RATING EVOLUTION (OVER 12MONTHS)



DISTRIBUTION OF RATINGS BY SECTOR (% EXCLUDING CASH)

Sector	Weight	Not rated	CCC	B	BB	BBB	A	AA	AAA
Consumer goods	8,1%	-	-	-	-	-	9,2%	39,3%	51,5%
Oil & Gas	2,8%	-	-	-	-	-	-	9,5%	90,5%
Financials	38,6%	-	-	-	-	-	21,3%	63,7%	14,9%
Industrials	8,8%	-	-	-	-	-	32,7%	49,2%	18,1%
Materials	1,4%	-	-	-	-	-	64,5%	-	35,5%
Health Care	1,8%	-	-	-	-	-	55,1%	44,9%	-
Utilities	12,0%	-	-	-	-	-	23,1%	28,3%	48,6%
Consumer services	10,7%	-	-	-	-	-	35,7%	36,7%	27,6%
Sovereign	2,8%	-	-	-	-	-	-	100,0%	-
Technology	4,1%	-	-	-	-	-	60,9%	39,1%	-
Communication Services	4,9%	-	-	-	-	12,7%	20,6%	27,2%	39,5%
UCIs	3,9%	-	-	-	-	-	-	100,0%	-

Source: Rothschild & Co Asset Management



Management report | ESG

CARBON INTENSITY (SCOPE 1 + 2) AND GREEN SHARE

	tons of CO2 per sales, in millions of EUR
Fund	78
Reference universe	116
Relative Difference	-38
Coverage rate	93%
Green share	10%

MAIN SECTORS CONTRIBUTING TO CARBON INTENSITY

Sectors	Weight	Contribution to the carbon intensity	Contribution to the carbon intensity (%)
Utilities	12,1%	39,7	51%
Consumer services	11,1%	7,2	9%
Oil & Gas	2,9%	7,0	9%
Top 3	26,1%	53,9	69%

MAIN CONTRIBUTORS TO CARBON INTENSITY

Issuers	Weight	ESG rating	E Score	Low carbon Transition Management Score	Annual emissions (MtCO2)	Carbon intensity	Contribution to the carbon intensity (%)
VEOLIA ENVIRONNEMENT SA	1,0%	A	5,5	5,2	33,6	783,5	10,0%
VATTENFALL AB	1,5%	AAA	8,1	8,2	9,6	425,8	8,2%
ACCOR SA	0,9%	A	5,9	7,2	2,9	693,2	7,7%
ERG SPA	0,4%	AAA	9,0	7,8	1,2	1 318,0	6,9%
ENEL FINANCE INTL NV	0,9%	AAA	9,3	7,7	57,1	420,8	5,0%
Top 5	4,7%						37,9%

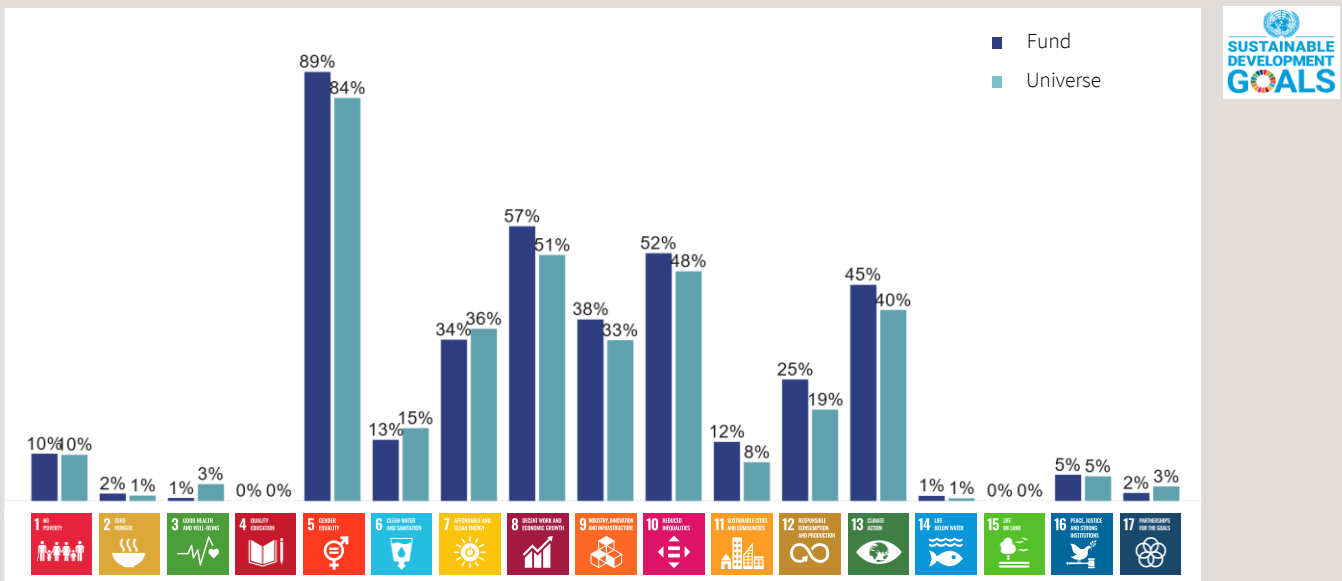
ISSUERS FROM THE "ASSET STRANDING" TRANSITION CATEGORY

Fund	0%
Reference universe	1%

SBTi INVOLVED COMPANIES

Target Set	47%
Committed	29%

% OF PORTFOLIO ALIGNED WITH SUSTAINABLE DEVELOPMENT GOALS

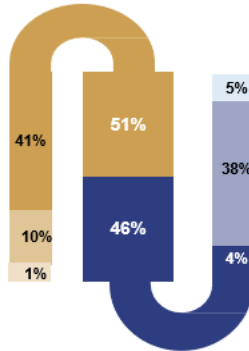


Sources: Rothschild & Co Asset Management / MSCI ESG Research ©



Tracking of companies with reduction targets audited by SBTi

Sociétés leaders <i>(dont les objectifs ont été audités et validés par SBTi)</i>		
Trajectoire	Portefeuille	Émetteurs
1,5°C	40.6%	51
< 2°C	10.0%	11
2°C	0.7%	1
Total	51.3%	63



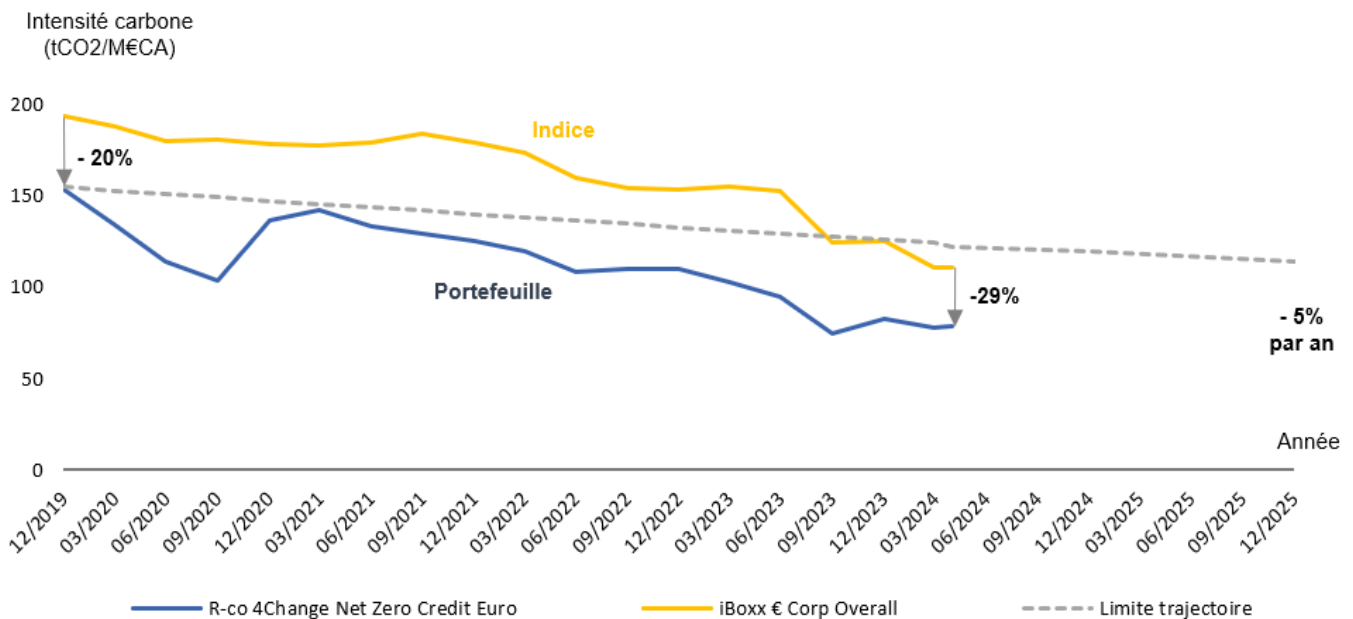
Société en transition <i>(objectifs non audités par SBTi mais dont la trajectoire est appréciée par Carbon4 Finance)</i>		
Trajectoire	Portefeuille	Émetteurs
< 2°C	3.8%	5
<i>Dont engagées SBTi</i>	0.8%	1
> 2°C	37.6%	44
<i>Engagées auprès de SBTi</i>	16.7%	18
Non aligné >2°C	4.7%	7
<i>Engagées auprès de SBTi</i>	3.5%	4
Total	46.1%	56
<i>Engagées auprès de SBTi</i>	21.0%	23

Sans score CIA et non SBTi 2.6%

Contribution to portfolio carbon intensity by sector (%)

Sectors	R-co 4Change Net Zero Credit Euro				
	Weight	Contribution to carbon intensity (tCO2/M€sales)	Weight	Contribution to carbon intensity (tCO2/M€sales)	Relative contribution
Construction, Utilities, Energy, Basic materials, Chemicals	16,5%	53,5	17,0%	77,0	-23,5
Other sectors	79,4%	21,4	83,0%	39,1	-17,7
UCIs	4,0%	3,5			
Total	100,0%	78,4	100,0%	116,2	-41,2

Carbon intensity evolution



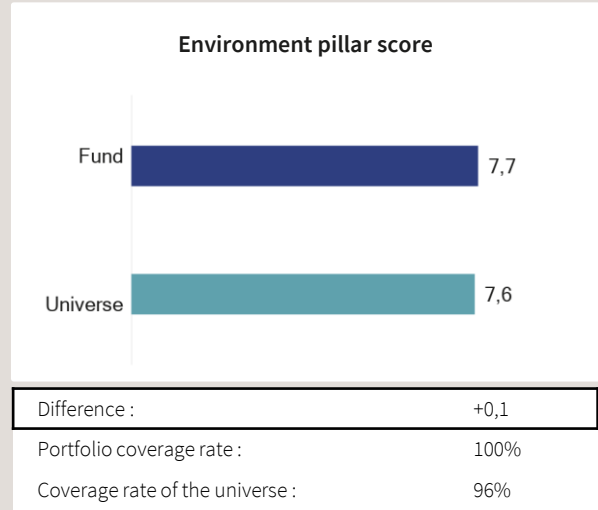
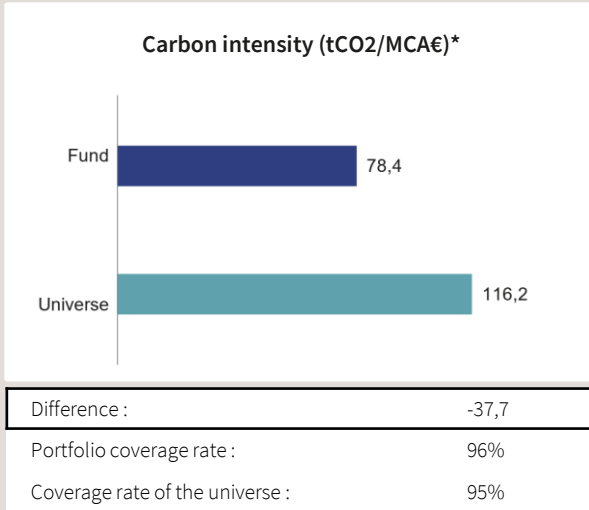
The carbon intensity of the portfolio is 33% lower than that of the iBoxx Euro Corporates Total Return index as of 30/04/2024. As a result, the portfolio complies with the requirement to be at least 20% less carbon intensive than the index. Since the beginning of 2024, the portfolio's carbon intensity has risen by 31,3%.

The weighting of the Construction, Utilities, Energy, Basic Materials and Chemicals sectors is 16,5% (on the basis of 17,2% invested rebased to 100% with the exclusion of cash and UCIs) vs. 17,0% within the index.

Key Performance Indicator (KPI), a tool for monitoring our commitment to transition

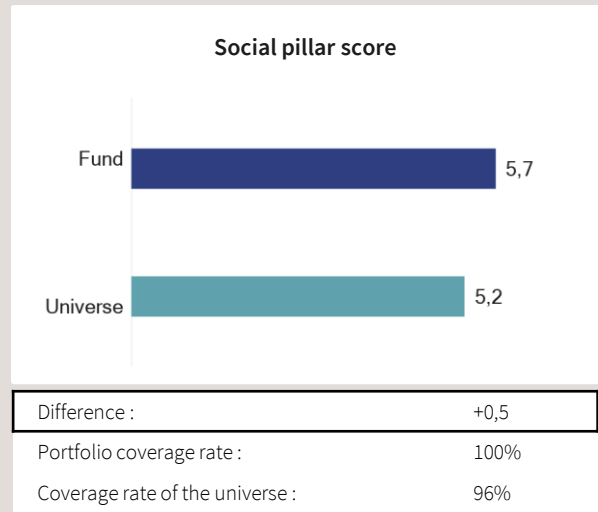
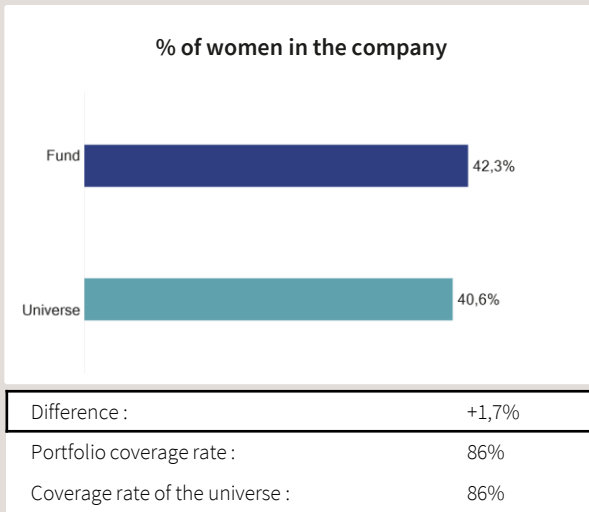
Environmental Theme

E



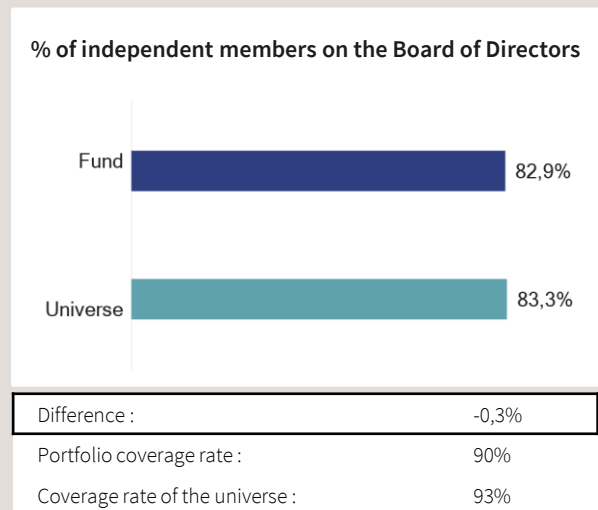
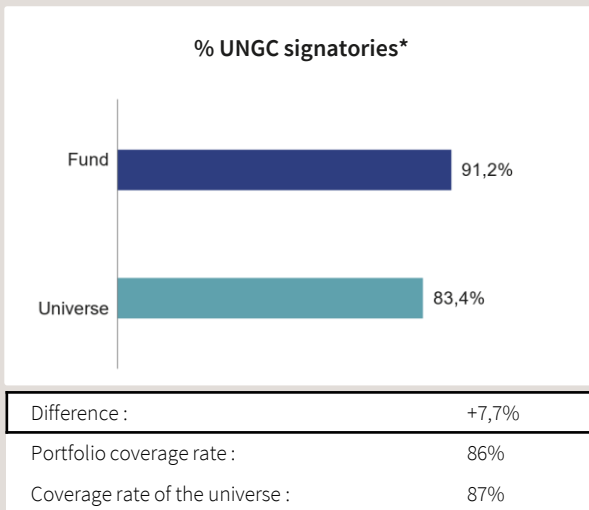
Social Theme

S



Governance theme

G



* The portfolio is constrained to beat its initial investment universe on this indicator



Disclaimer

Rothschild & Co Asset Management – Portfolio Management Company with share capital of €1,818,181.89 – 29, avenue de Messine, 75008 Paris – AMF Authorisation No. GP 17000014, Paris Trade and Companies Register No. 824 540 173.

French SICAV (open-ended mutual fund) "R-Co" – 29, avenue de Messine, 75008 Paris – Registered with the Paris Trade and Companies Register under No. 844 443 390.

This information is provided for information purposes only. It does not constitute all or part of a contract, investment advice, an investment recommendation, or a solicitation to purchase or sell fund shares. Prior to any investment, it is strongly recommended that you read the detailed information contained in the regulatory documents regarding each fund (the prospectus, fund regulations/statutes, investment policy, latest annual/semi-annual reports, and the Key Investor Information Document (KID)), which constitute the sole admissible regulatory basis for the acquisition of fund shares. These documents are available free of charge in hard copy or electronic format from the fund's management company or its representative. The return and value of the fund shares may decrease or increase and the capital may not be returned in full. Market trends are not a reliable indicator of future market behaviour. Past performance is not a reliable indicator of future performance. Neither in any way constitute a guarantee of future performance or capital. They take into account all fund-related costs and expenses (e.g. management fees) but do not take into account fees charged to the client (e.g. issuance costs, deposit fees).

- Information for US persons

Pursuant to the U.S. Securities Act of 1933 as amended ("Securities Act of 1933"), units or shares in this fund are not and will not be registered in the United States, or admitted by virtue of any US law. These units must be neither offered, sold or transferred in the United States (including in its territories and possessions) nor benefit directly or indirectly a US person (as defined by Regulation S of the Securities Act of 1933) or similar (such as defined in the US "HIRE" law of 18 March 2010 and in the "FATCA" mechanism).

- Information for Belgian investors

The Fund's articles of incorporation or association, the full prospectus, the simplified prospectus, the annual and semi-annual reports of each Fund, may be obtained, on simple request and free of charge in French and Dutch from Rothschild Martin Maurel, having its registered office at 29, avenue de Messine, 75008 Paris, France, acting on behalf of its branch office Rothschild & Co Wealth Management Belgium having its registered office at: 166 avenue Louise B - 1050 Bruxelles, Belgique.

Any information for investors in Belgium pertaining to Rothschild & Co Asset Management or the fund will be published in a local Belgian media outlet or provided by the fund marketing entity.

- Information for Luxembourg investors

The Fund's articles of incorporation or association, the full prospectus, the simplified prospectus, the annual and semi-annual reports of each Fund, may be obtained, on simple request and free of charge from : CACEIS Bank, Luxembourg Branch, 5, allée Scheffer, L-2520 Luxembourg. Any information for investors in Luxembourg pertaining to Rothschild & Co Asset Management or the fund will be published in a local Luxembourg media outlet or provided by the fund marketing entity.

- Information for Dutch investors

The Fund's articles of incorporation or association, Key Investor Information document (KID), prospectus and the latest periodic documents (annual or semi-annual reports) of each fund may be obtained on simple request and free of charge in Dutch and in English from Rothschild & Co Asset Management - Service Commercial; 29, avenue de Messine; 75008 Paris; France. Any information for investors in the Netherlands pertaining to Rothschild & Co Asset Management or the fund will be published in a local Dutch media outlet or provided by the fund marketing entity.

- Information for Swiss investors

The funds of Rothschild & Co Asset Management (hereinafter the "Funds") presented in this document are companies under French law. This fact sheet is not an invitation to subscribe to any of the Funds described herein; it does not replace the Fund's prospectus and is provided for information purposes only. This presentation does not constitute advice or a recommendation to subscribe to any Fund. Subscriptions shall be accepted, and shares or units shall be issued, only on the basis of the current version of the respective Fund's prospectus, as approved by FINMA. Any information imparted by this document is provided for information purposes only and has no contractual value. Past performance is not an indication of future performance. Furthermore, the commission levied for the issue and redemption of shares or units in the respective Fund shall be charged in addition. Rothschild & Co Asset Management makes no guarantee whatsoever in respect of trends in performance and may not be held liable for any decision taken on the basis of the information contained in this document.

Investing in one or more shares or units of a Fund involves risk. Rothschild & Co Asset Management recommends that subscribers request additional information, particularly with regard to the capacity of the Funds' characteristics to meet their needs, by calling the Funds' representative in Switzerland, as specified above, their usual financial advisor or Rothschild & Co Asset Management before deciding to invest.

Rothschild & Co Bank AG (Zollikerstrasse 181- CH-8034 Zurich - Switzerland) has obtained authorisation from FINMA to distribute the Funds to non-qualified investors in/or from Switzerland; Rothschild & Co Bank AG is also appointed as representative (the "Representative") and paying agent in Switzerland.

The Fund's Regulations or Articles of Association, Prospectus, Key Investor Information Documents and Annual and Semi-Annual Reports for Switzerland may be obtained free of charge from the Representative in Switzerland. Investors must familiarise themselves with the prospectuses before subscribing to the shares or units of any Fund whatsoever.

Announcements intended for investors in Switzerland concerning Rothschild & Co Asset Management or the Funds will be published on the electronic platform www.fundinfo.com, which is authoritative. The issue and redemption prices, or the net asset values marked "exclusive of commission", will be published every day on the electronic platform www.fundinfo.com.

- Homepage

All documents are also available at:
am.eu.rothschildandco.com

- Information regarding MSCI ESG Research

Although Rothschild & Co Asset Management information providers, including without limitation, MSCI ESG Research LLC and its affiliates (the « ESG Parties »), obtain information (the « Information ») from sources they consider reliable, none of the ESG Parties warrants or guarantees the originality, accuracy and/or completeness, of any data herein and expressly disclaim all express or implied warranties, including those of merchantability and fitness for a particular purpose. The information may only be used for your internal use, may not be reproduced or disseminated in any form and may not be used as a basis for, or a component of, any financial instruments or products or indices. Further, none of the information can in and of itself be used to determine which securities to buy or sell or when to buy or sell them. None of the ESG Parties shall have any liability for any errors or omissions in connection with any data herein, or any liability for any direct, indirect, special, punitive, consequential or any other damages (including lost profits) even if notified of the possibility of such damages.

The labels only attest to the responsible and sustainable nature of the management and should not be considered as a guarantee of capital security or of the financial performance of the fund.

Your sales contacts

Institutional investors France

Tel : +33 1 40 74 40 84

@ : AMEUInstitutionnelsFrance@rothschildandco.com

External distribution France

Tel : + 33 1 40 74 43 80

@ : AMEUDistribution@rothschildandco.com

International

Tel : + 33 1 40 74 42 92

@ : clientserviceteam@rothschildandco.com



Join us on
LinkedIn