



R-co 4Change Inclusion & Handicap Equity C EUR

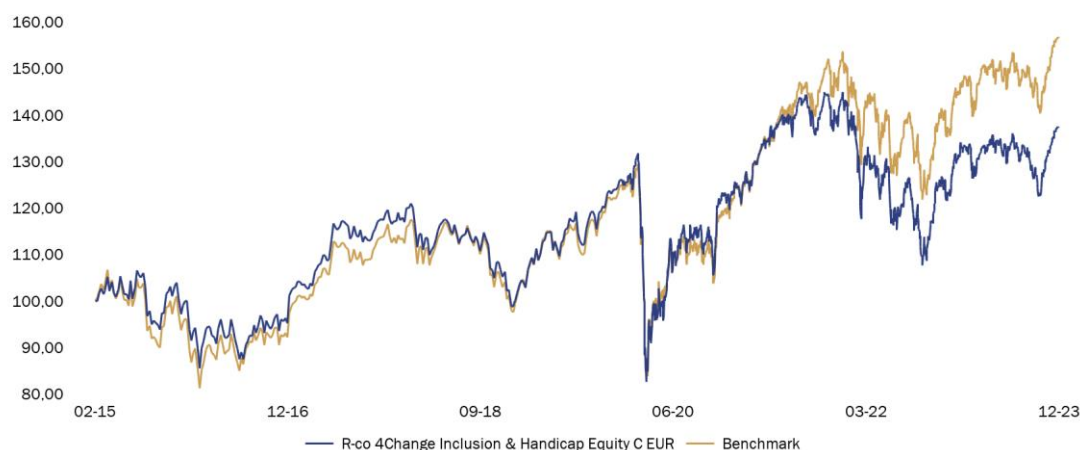
Eurozone Equity SICAV


COUNTRY OF REGISTRATION  **FR**  **BE**  **CH**  **LU**  **NL**

INVESTMENT OBJECTIVE

The UCITS' management objective is to outperform, over the minimum recommended investment period of 5 years, net of management fees, the Stoxx 600® DR (C) index (dividends reinvested), by investing primarily in European companies involved in promoting the emergence of a more inclusive society, while implementing a socially responsible investment approach. The UCITS places the social aspect at the heart of its stock picking which is focused on integrating these societal challenges related to inclusion, and in particular regarding persons with disabilities, thereby reconciling financial performance and social impact.

PERFORMANCE CHART SINCE INCEPTION



AS OF 29/12/2023

ISIN
FR0012383743

Net Asset Value
1 374,26 €

AuM
16,23 M€

CUMULATIVE PERFORMANCE (%)

	1 month	2023	1 year	3 years	5 years	Inception
Fund	3,55	12,18	12,18	11,91	38,10	37,43
Benchmark	3,84	15,81	15,81	29,26	59,88	56,83
Relative Difference	-0,29	-3,63	-3,63	-17,35	-21,78	-19,41

ANNUAL PERFORMANCE (%)

	2022	2021	2020	2019	2018
Fund	-14,46	16,63	-1,68	25,50	-14,94
Benchmark	-10,64	24,91	-1,99	26,20	-12,72
Relative Difference	-3,82	-8,28	0,32	-0,70	-2,21

ANNUALISED PERFORMANCE (%)

	3 years	5 years	Inception
Fund	3,83	6,67	3,66
Benchmark	8,95	9,85	5,22
Relative Difference	-5,12	-3,17	-1,56

RISK INDICATORS

	1 year	3 years	5 years
Fund volatility (%)	12,52	14,34	18,94
Bench. volatility (%)	12,99	14,02	18,18
Sharpe Ratio*	0,72	0,20	0,33
Tracking error (%)	3,31	3,77	3,80
Information Ratio	-0,92	-1,28	-0,75
Beta	0,93	0,98	1,02

Past performance is not a reliable indicator of future performance.

Calculation: weekly basis. The figures provided relate to past months and years.

*Replacement of EONIA by ESTR as the new reference short-term interest rate in the eurozone from 01/01/2022.

Source: Rothschild & Co Asset Management. This non-contractual document does not constitute an offer to sell or investment advice. Its purpose is to provide you with simplified information on the fund's features. Before any subscription please read the legal notices on page 3. For further information please refer to the regulatory documents (KID or complete prospectus) and/or your usual contact person: Rothschild & Co Asset Management – 29 avenue de Messine – 75008 Paris - France – Tel: (33) 1 40 74 40 74 – AMF approval number GP-17000014



Portfolio

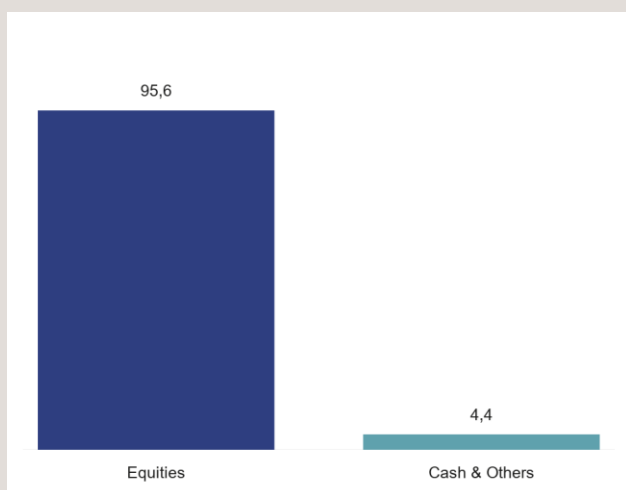
TOP HOLDINGS (%)

Total number of securities	53
Name	%
Air Liquide SA	4,6
TotalEnergies SE	4,0
SAP SE	3,2
Allianz SE	2,8
AXA SA	2,8
Dassault Systemes SE	2,6
Societe BIC SA	2,6
Vonovia SE	2,5
Merck KGaA	2,4
BioMerieux	2,4

MAIN TRANSACTIONS OVER THE MONTH

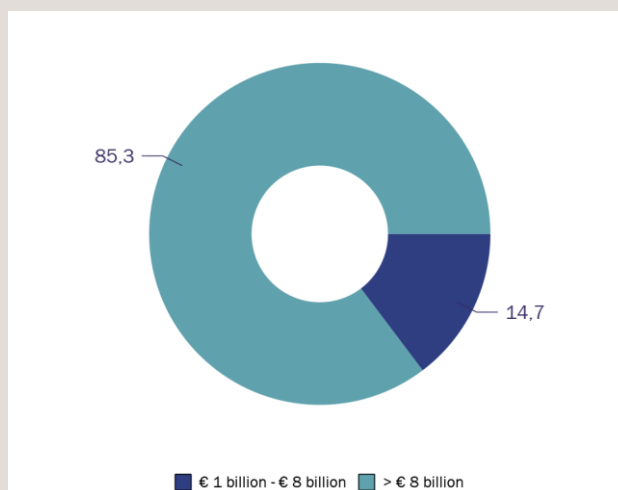
Purchases	Sector
Alcon Inc	Health Care
Telia Co AB	Telecoms - Public services
Cofinimmo SA	Finance
Lonza Group AG	Health Care
RELX PLC	Services
Sales	Sector
Atos SE	Technology
Allianz SE	Finance
Cie Financiere Richemont SA	Consumer goods
Capgemini SE	Technology
Societe Generale SA	Finance

ASSET CLASS EXPOSURE (%)

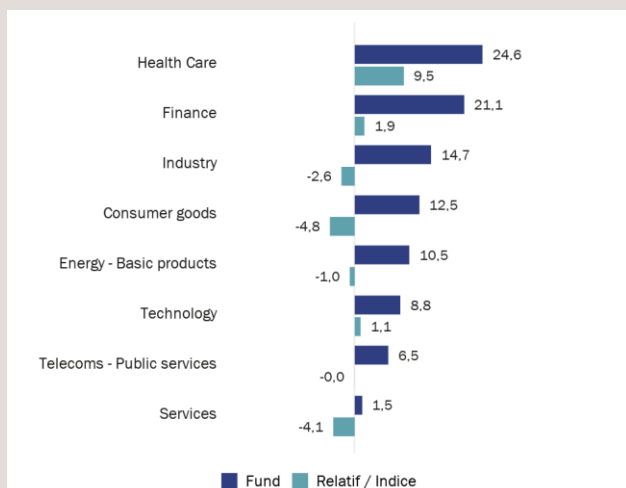


NB: Cash & Others segment includes restatement of derivatives

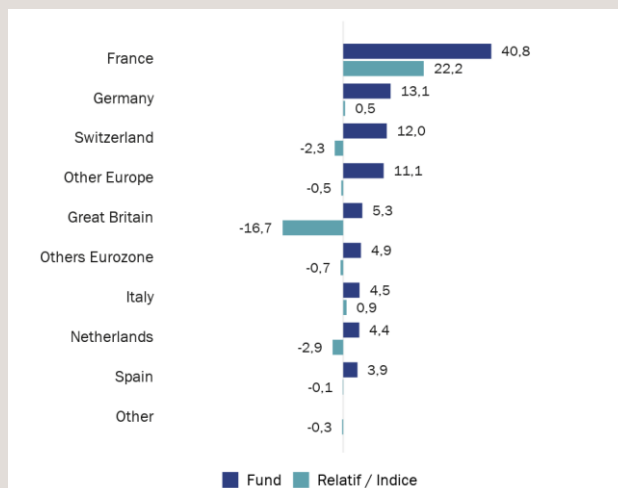
DISTRIBUTION BY SIZE OF CAPITALIZATION (%)



SECTOR EXPOSURE (%)



BREAKDOWN BY COUNTRY (%)

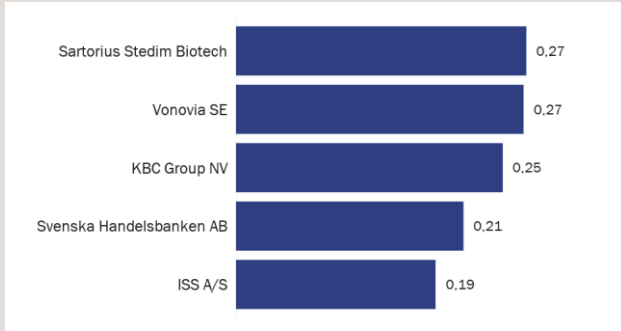


Source: Rothschild & Co Asset Management

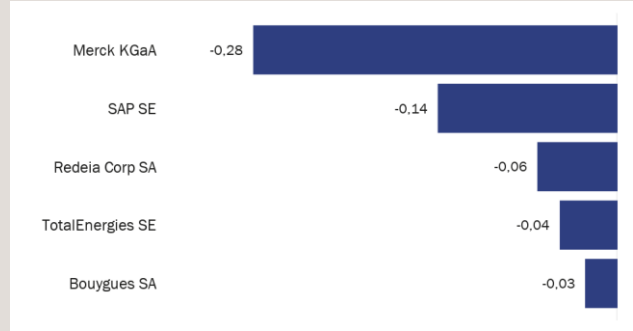


Performance analysis

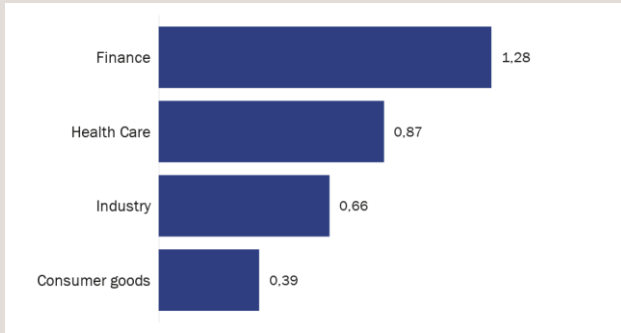
BEST CONTRIBUTIONS BY ASSET (%)



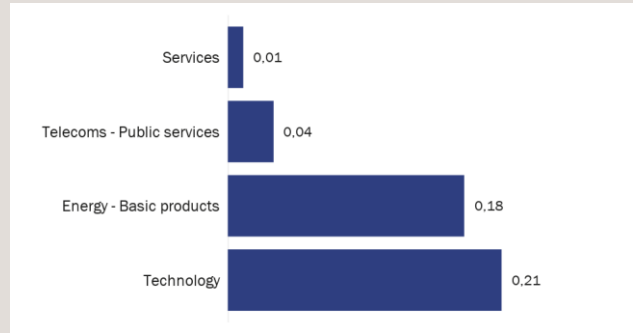
WORST CONTRIBUTIONS BY ASSET (%)



BEST CONTRIBUTIONS BY SECTOR (%)



WORST CONTRIBUTIONS BY SECTOR (%)



Source: Rothschild & Co Asset Management



Characteristics

Legal

Legal form	SICAV
Domicile	France
AMF Classification	-
Share / Fund Currency	EUR
Share Class Type	Accumulation
Inception date	24/09/2021
Class inception	27/02/2015
Investment horizon	5 years
Benchmark	STOXX Europe 600 Index NR EUR

Fund service providers

Management company	Rothschild & Co Asset Management
Custodian	Rothschild Martin Maurel
Administrative Agent	Caceis Fund Administration
Fund manager	Valérie OELHOFFEN / Thierry RIGAUDIERE

Glossary

Carbon intensity

The Carbon Intensity of the portfolio is defined as the weighted sum of the carbon intensities of the underlying assets in the portfolio.

Emissions reduction target

If a company has a target for reducing its carbon emissions, this indicator assesses the commitment to that target. Higher scores are given to companies that are actively seeking to reduce their emissions from an already relatively low level. Apart from companies without a target, the lowest scores are for companies with high levels of emissions that are seeking only minor reductions. For small companies, where carbon reduction targets are relatively rare, a moderately high score is given for any type of carbon reduction target.

Score referring to the management of the transition to a low-carbon economy

This score is an indicator of a company's performance in managing the risks and opportunities associated with the transition to a low carbon economy. It combines assessments of the management of the following key issues:

(i) greenhouse gas emissions management, (ii) carbon footprint of products and services, etc. The higher the score, the more effectively the company is managing these issues. (Score: 0-10).

SFDR articles

Article 6: the financial product does not necessarily promote ESG characteristics or have specific sustainable investment objectives.

Article 8: the financial product promotes certain environmental and social characteristics.

Article 9: the financial product has sustainable investment objectives.

Risk level

Lower risk Higher risk

1	2	3	4	5	6	7
---	---	---	---	---	---	---

Potentially lower return

Higher yield potential

The synthetic risk indicator shows the level of risk of this product compared to others. It indicates the probability that this product will suffer losses in the event of market movements or our inability to pay you.

We have classified this product in risk class 5 out of 7, which is a medium to high risk class. This means that the potential losses associated with the future performance of the product are in the medium to high range and, should market conditions deteriorate, it is likely that our ability to pay you will be affected.

Other important risk factors not adequately covered by the indicator :

Liquidity risk: Risk linked to the low liquidity of the underlying markets, which makes them sensitive to significant buying and selling movements.

Counterparty risk: Risk of default by a counterparty to an OTC transaction (swap, repo). These risks may have a negative impact on the net asset value of the Fund.

Fees

Subscription fee (max) / Redemption fee (max.)	3% / None
Management fees	1,50% Maximum total including VAT of net assets
Ex-post ongoing charges	1,46%
Performance fee	None

Category "transition to a low carbon economy"

This indicator classifies companies according to their exposure to the risks and opportunities associated with the transition to a low-carbon economy.

The different categories are :

Asset Stranding: assets that lose value due to unfavourable market developments (legislation, environmental constraints, technological disruptions) that cause significant devaluation (e.g. companies owning coal mines);

Operational transition: a company facing increased operating costs due to carbon taxes or having to make significant investments to implement solutions to reduce their greenhouse gas emissions (e.g. cement producers);

Product offering in transition: a company facing a decline in demand for carbon-intensive products and having to shift its product offering towards products compatible with a low-carbon economy (e.g. the automotive sector);

Neutral: a company with low exposure to increases in operating costs/capital expenditure associated with the transition to a low-carbon economy (e.g. the healthcare sector);

Solutions: a company that provides products or services that are expected to benefit from the transition to a low-carbon economy (e.g. renewable energy power producers).

Green share

Share of sales of underlying assets contributing to transition :

Low: from 1 to 19.9% of sales

Moderate: 20 to 49.9% of sales

High: 50 to 100% of sales



Management report | ESG

ESG data for the management universe is dated from the beginning of the quarter

ESG RATING

	Score	Rating
Fund	8,42	AA
Management universe	6,95	A
Adjusted scores within their industry		
Coverage rate		100%
Number of holdings		53
Number of ESG rated holdings		53

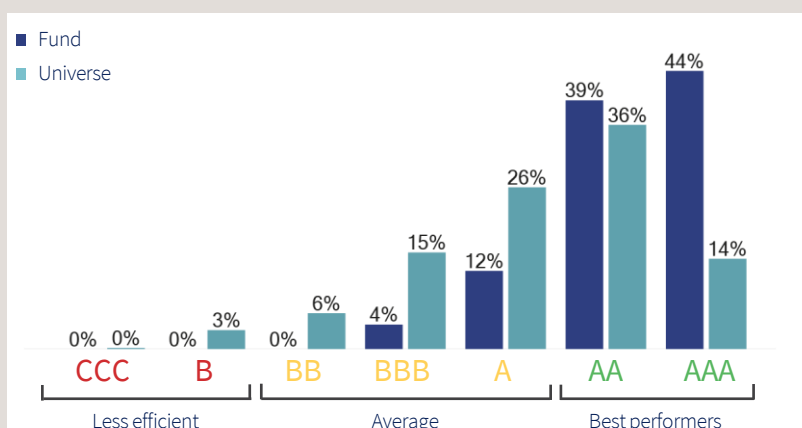
ESG SCORE COMPARISON BY PILLAR

	E	S	G
Fund	7,55	6,32	6,35
Management universe	6,07	4,95	6,51

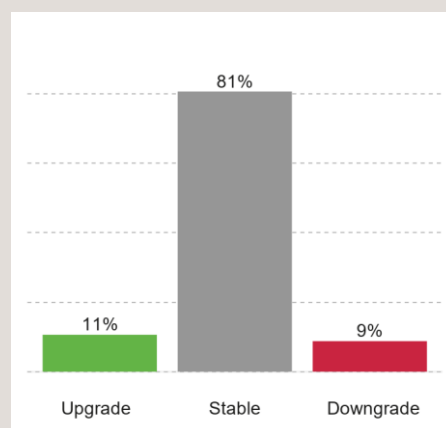
WOMEN REPRESENTATION ON THE BOARD OF DIRECTORS

Fund	44%
Management universe	38%

RATING DISTRIBUTIONS (% EXCLUDING CASH)



RATING EVOLUTION (OVER 12MONTHS)



DISTRIBUTION OF RATINGS BY SECTOR (% EXCLUDING CASH)

Sector	Weight	Not rated	CCC	B	BB	BBB	A	AA	AAA
Consumer goods	12,0%	-	-	-	-	16,7%	-	29,6%	53,7%
Oil & Gas	4,0%	-	-	-	-	-	-	100,0%	-
Financials	20,3%	-	-	-	-	-	12,2%	36,5%	51,3%
Industry	14,1%	-	-	-	-	-	-	74,0%	26,0%
Materials	6,1%	-	-	-	-	-	75,2%	-	24,8%
Health Care	23,6%	-	-	-	-	8,2%	17,4%	43,1%	31,3%
Utilities	5,3%	-	-	-	-	-	15,2%	-	84,8%
Consumer services	1,4%	-	-	-	-	-	-	-	100,0%
Technology	8,4%	-	-	-	-	-	5,5%	-	94,5%
Telecommunications	0,9%	-	-	-	-	-	-	-	100,0%
UCIs	3,9%	-	-	-	-	-	-	100,0%	-

Source: Rothschild & Co Asset Management



Management report | ESG

CARBON INTENSITY (SCOPE 1 + 2) AND GREEN SHARE

	tons of CO2 per sales, in millions of EUR
Fund	121
Management universe	141
<i>Relative Difference</i>	-20
Coverage rate	96%
Green share	7%

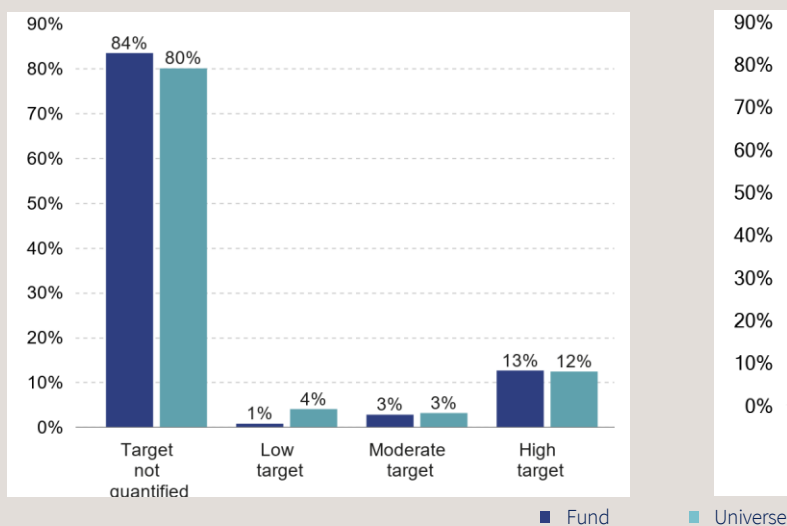
MAIN SECTORS CONTRIBUTING TO CARBON INTENSITY

Sectors	Weight	Carbon intensity	Contribution to the carbon intensity (%)
Materials	6,1%	1 394,6	51%
Utilities	5,3%	1 792,8	17%
Industry	14,1%	624,8	11%
Top 3	25,6%	3 812,2	79%

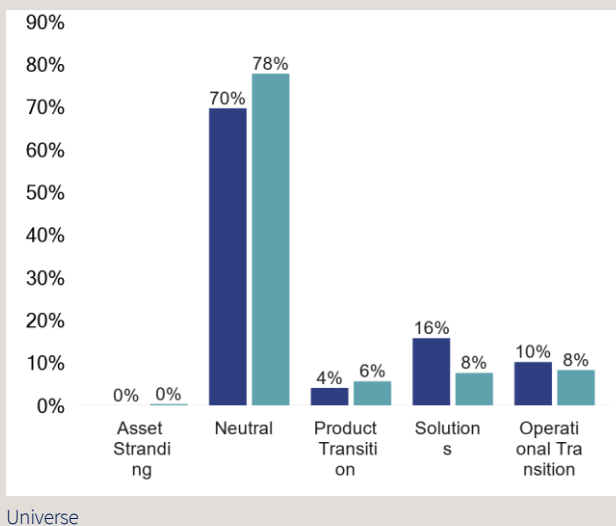
MAIN CONTRIBUTORS TO CARBON INTENSITY

Issuers	Weight	ESG rating	E Score	Low carbon Transition Management Score	Annual emissions (MtCO2)	Carbon intensity	Contribution to the carbon intensity (%)
Air Liquide SA	4,6%	A	4,8	7,0	39,5	1 313,1	49,7%
ROCKWOOL A/S	2,3%	AA	5,3	6,0	1,8	455,6	8,6%
RED ELECTRICA CORP	1,9%	AAA	9,2	8,8	0,7	357,3	5,7%
VEOLIA ENVIRONNEMENT SA	0,8%	A	5,5	5,2	33,6	769,5	5,2%
TOTALENERGIES SE	4,0%	AA	6,5	7,6	39,0	155,7	5,1%
Top 5	13,6%				114,6	3 051,2	74,4%

BREAKDOWN OF ISSUERS BY REDUCTION TARGET CATEGORY



BREAKDOWN OF ISSUERS BY TRANSITION CATEGORY

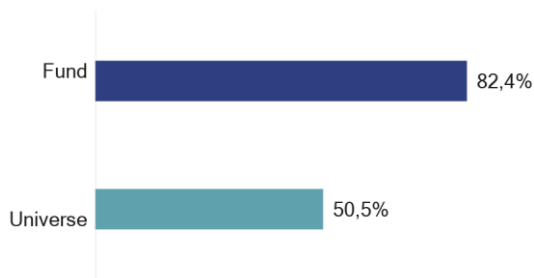


	Fund	Management universe
% of issuers with a carbon emission reduction target	93,7%	53,5%
Low carbon Transition Management Score*	6,89	5,05
Survey: policy for persons with disabilities	33,9%	NA

*This score (from 0 to 10) evaluates a company's performance in terms of managing the risks and opportunities associated with the transition to a low-carbon economy. It combines management assessments over the following key issues: (i) management of greenhouse gas emissions, (ii) carbon footprint of products and services. Higher the score is, more effectively the company's management is regarding these issues.

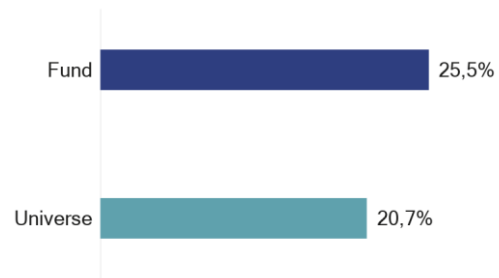
Key Performance Indicator (KPI), a tool for monitoring our commitment to transition

Diversity programmes*



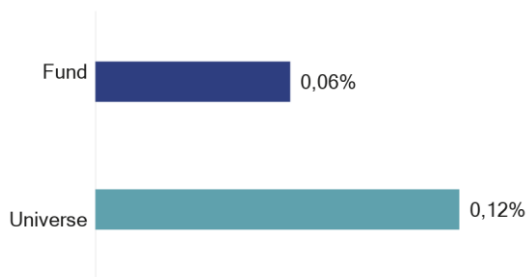
Difference :	+31,8%
Portfolio coverage rate :	96%
Coverage rate of the universe :	75%

% women senior executives*



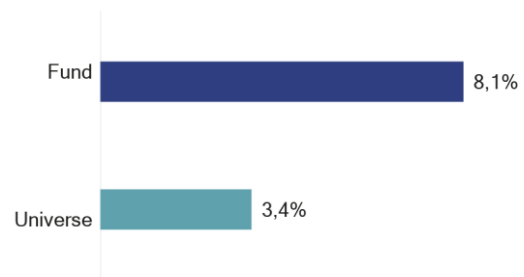
Difference :	+4,8%
Portfolio coverage rate :	96%
Coverage rate of the universe :	68%

% fatal accidents



Difference :	-0,06%
Portfolio coverage rate :	100%
Coverage rate of the universe :	77%

Support for local communities



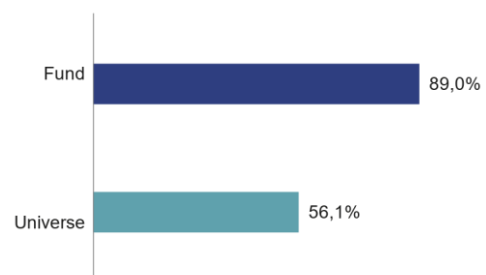
Difference :	+4,7%
Portfolio coverage rate :	100%
Coverage rate of the universe :	77%

Carbon intensity (tCO2/MCA€)



Difference :	-20,3
Portfolio coverage rate :	100%
Coverage rate of the universe :	72%

% UNGC signatories



Difference :	+32,9%
Portfolio coverage rate :	96%
Coverage rate of the universe :	71%

* The portfolio is constrained to beat its initial investment universe on this indicator



Glossary

Type of assets that can be modelled using an ESG rating

Equities, bonds (private and sovereign), convertibles, traditional multi-management funds (on the condition that at least 50% of the securities held in the funds have an ESG rating).

Type of assets that can be modelled by calculating the carbon intensity

Equities, bonds (private and sovereign), convertibles, traditional multi-management funds (on the condition that at least 50% of the securities held in the funds have an ESG rating).

Impact indicators

Unless otherwise specified, the calculation of impact indicators is rebased to 100 according to the coverage rate obtained for the portfolio under review.

The coverage rates of the portfolios and the universe will be systematically mentioned.

Impact indicator: Carbon intensity

see previous definition

Impact indicator: % Signatories of the UN Global Compact

The Global Compact proposes a simple, universal and voluntary commitment framework, based on 10 principles relating to respect for human rights, international labour standards, the environment and the fight against corruption.

Sources of information: Bloomberg (with a one-year lag).

Impact indicator: % of women in the company

Corresponds to the percentage of women employed in the company.

Sources of information: Bloomberg.

Impact indicator: % of independent members on the Board of Directors

Percentage of members of the Board of Directors who meet commonly established independence criteria.

Sources of information: MSCI ESG Research, Bloomberg.

Impact indicator: Diversity programmes

Existence of programmes to facilitate diversity within the company's employees, on aspects such as gender, religion, ethnic origin, etc.

Sources of information: MSCI ESG Research

Impact indicator: % women senior executives

Presence of women in the company's governing bodies as a percentage of the total number of employees in the company.

Sources of information: MSCI ESG Research

Impact indicator: % fatal accidents

Percentage of fatal accidents in the workplace calculated as the number of accidents compared to the number of employees in the company over one year.

Sources of information: MSCI ESG Research

Impact indicator: Support for local communities

Development of community projects and philanthropic programmes that meet local needs.

Sources of information: MSCI ESG Research

Impact indicator: Inclusion policy for persons with disabilities

Existence or not of policies for the inclusion of persons with disabilities within the company. This indicator was obtained using a questionnaire sent by Rothschild & Co Asset Management to companies whose securities are held in the portfolio. The result is provided as a percentage of the portfolio's assets and the coverage ratio corresponds to the response rate from companies.

Sources of information: Rothschild & Co AM



Disclaimer

Rothschild & Co Asset Management – Portfolio Management Company with share capital of €1,818,181.89 – 29, avenue de Messine, 75008 Paris – AMF Authorisation No. GP 17000014, Paris Trade and Companies Register No. 824 540 173.

French SICAV (open-ended mutual fund) "R-Co" – 29, avenue de Messine, 75008 Paris – Registered with the Paris Trade and Companies Register under No. 844 443 390.

This information is provided for information purposes only. It does not constitute all or part of a contract, investment advice, an investment recommendation, or a solicitation to purchase or sell fund shares. Prior to any investment, it is strongly recommended that you read the detailed information contained in the regulatory documents regarding each fund (the prospectus, fund regulations/statutes, investment policy, latest annual/semi-annual reports, and the Key Investor Information Document (KID)), which constitute the sole admissible regulatory basis for the acquisition of fund shares. These documents are available free of charge in hard copy or electronic format from the fund's management company or its representative. The return and value of the fund shares may decrease or increase and the capital may not be returned in full. Market trends are not a reliable indicator of future market behaviour. Past performance is not a reliable indicator of future performance. Neither in any way constitute a guarantee of future performance or capital. They take into account all fund-related costs and expenses (e.g. management fees) but do not take into account fees charged to the client (e.g. issuance costs, deposit fees).

- Information for US persons

Pursuant to the U.S. Securities Act of 1933 as amended ("Securities Act of 1933"), units or shares in this fund are not and will not be registered in the United States, or admitted by virtue of any US law. These units must be neither offered, sold or transferred in the United States (including in its territories and possessions) nor benefit directly or indirectly a US person (as defined by Regulation S of the Securities Act of 1933) or similar (such as defined in the US "HIRE" law of 18 March 2010 and in the "FATCA" mechanism).

- Information for Belgian investors

The Fund's articles of incorporation or association, the full prospectus, the simplified prospectus, the annual and semi-annual reports of each Fund, may be obtained, on simple request and free of charge in French and Dutch from Rothschild Martin Maurel, having its registered office at 29, avenue de Messine, 75008 Paris, France, acting on behalf of its branch office Rothschild & Co Wealth Management Belgium having its registered office at: 166 avenue Louise B - 1050 Bruxelles, Belgique.

Any information for investors in Belgium pertaining to Rothschild & Co Asset Management or the fund will be published in a local Belgian media outlet or provided by the fund marketing entity.

- Information for Luxembourg investors

The Fund's articles of incorporation or association, the full prospectus, the simplified prospectus, the annual and semi-annual reports of each Fund, may be obtained, on simple request and free of charge from : CACEIS Bank, Luxembourg Branch, 5, allée Scheffer, L-2520 Luxembourg. Any information for investors in Luxembourg pertaining to Rothschild & Co Asset Management or the fund will be published in a local Luxembourg media outlet or provided by the fund marketing entity.

- Information for Dutch investors

The Fund's articles of incorporation or association, Key Investor Information document (KID), prospectus and the latest periodic documents (annual or semi-annual reports) of each fund may be obtained on simple request and free of charge in Dutch and in English from Rothschild & Co Asset Management - Service Commercial; 29, avenue de Messine; 75008 Paris; France. Any information for investors in the Netherlands pertaining to Rothschild & Co Asset Management or the fund will be published in a local Dutch media outlet or provided by the fund marketing entity.

- Information for Swiss investors

The funds of Rothschild & Co Asset Management (hereinafter the "Funds") presented in this document are companies under French law. This fact sheet is not an invitation to subscribe to any of the Funds described herein; it does not replace the Fund's prospectus and is provided for information purposes only. This presentation does not constitute advice or a recommendation to subscribe to any Fund. Subscriptions shall be accepted, and shares or units shall be issued, only on the basis of the current version of the respective Fund's prospectus, as approved by FINMA. Any information imparted by this document is provided for information purposes only and has no contractual value. Past performance is not an indication of future performance. Furthermore, the commission levied for the issue and redemption of shares or units in the respective Fund shall be charged in addition. Rothschild & Co Asset Management makes no guarantee whatsoever in respect of trends in performance and may not be held liable for any decision taken on the basis of the information contained in this document.

Investing in one or more shares or units of a Fund involves risk. Rothschild & Co Asset Management recommends that subscribers request additional information, particularly with regard to the capacity of the Funds' characteristics to meet their needs, by calling the Funds' representative in Switzerland, as specified above, their usual financial advisor or Rothschild & Co Asset Management before deciding to invest.

Rothschild & Co Bank AG (Zollikerstrasse 181- CH-8034 Zurich - Switzerland) has obtained authorisation from FINMA to distribute the Funds to non-qualified investors in/or from Switzerland; Rothschild & Co Bank AG is also appointed as representative (the "Representative") and paying agent in Switzerland.

The Fund's Regulations or Articles of Association, Prospectus, Key Investor Information Documents and Annual and Semi-Annual Reports for Switzerland may be obtained free of charge from the Representative in Switzerland. Investors must familiarise themselves with the prospectuses before subscribing to the shares or units of any Fund whatsoever.

Announcements intended for investors in Switzerland concerning Rothschild & Co Asset Management or the Funds will be published on the electronic platform www.fundinfo.com, which is authoritative. The issue and redemption prices, or the net asset values marked "exclusive of commission", will be published every day on the electronic platform www.fundinfo.com.

- Homepage

All documents are also available at:
am.eu.rothschildandco.com

- Information regarding MSCI ESG Research

Although Rothschild & Co Asset Management information providers, including without limitation, MSCI ESG Research LLC and its affiliates (the « ESG Parties »), obtain information (the « Information ») from sources they consider reliable, none of the ESG Parties warrants or guarantees the originality, accuracy and/or completeness, of any data herein and expressly disclaim all express or implied warranties, including those of merchantability and fitness for a particular purpose. The information may only be used for your internal use, may not be reproduced or disseminated in any form and may not be used as a basis for, or a component of, any financial instruments or products or indices. Further, none of the information can in and of itself be used to determine which securities to buy or sell or when to buy or sell them. None of the ESG Parties shall have any liability for any errors or omissions in connection with any data herein, or any liability for any direct, indirect, special, punitive, consequential or any other damages (including lost profits) even if notified of the possibility of such damages.

The labels only attest to the responsible and sustainable nature of the management and should not be considered as a guarantee of capital security or of the financial performance of the fund.

Your sales contacts

Institutional investors France

Tel : +33 1 40 74 40 84

@ : AMEUInstitutionnelsFrance@rothschildandco.com

External distribution France

Tel : + 33 1 40 74 43 80

@ : AMEUDistribution@rothschildandco.com

International

Tel : + 33 1 40 74 42 92

@ : clientserviceteam@rothschildandco.com



Join us on
LinkedIn